

MINISTERUL EDUCAȚIEI NAȚIONALE ȘI CERCETĂRII ȘTIINȚIFICE

**Alaviana Achim
Liana Capotă
Ecaterina Comișel**

**Felicia Dinu
Alice Mastacan
Ruxandra Popovici**

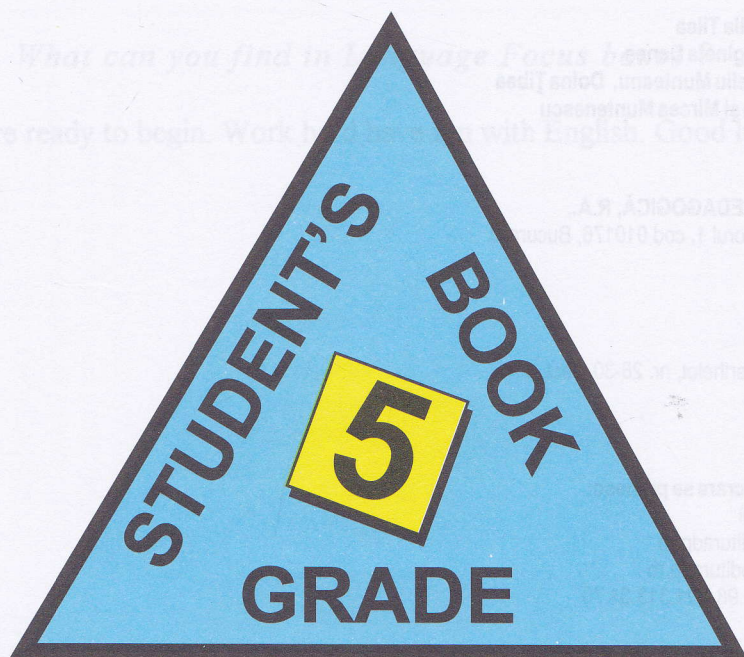
Elena Teodorescu

LIMBA ENGLEZĂ

Manual pentru clasa a V-a

PATHWAY TO ENGLISH

ENGLISH AGENDA



EDITURA DIDACTICĂ ȘI PEDAGOGICĂ, R.A.

OVERVIEW OF CONTENTS

TOPIC	COMMUNICATIVE AREAS	GRAMMAR	VOCABULARY AREAS	PRONUNCIATION	MAIN SKILL
<p>1. HELLO, EVERYBODY</p> <p>L1. Friendly Faces</p> <p>page 11</p> <hr/> <p>L2. Round the World</p> <p>page 14</p> <hr/> <p>L3. Nice To Meet You</p> <p>page 17</p> <hr/> <p>L4. Personal Data</p> <p>page 20</p>	<p>Asking for information and confirmation. Expressing agreement and disagreement.</p> <hr/> <p>Greeting people. Asking and giving personal information. Asking and saying where people are from. Asking and answering questions in order to complete a form.</p> <hr/> <p>Introducing people. Greeting people.</p> <hr/> <p>Saying what you want. Giving opinion Giving reasons Suggesting Persuading Taking decisions</p>	<p>to be (Simple Present) (recycling)</p> <p>Question-tags</p> <p>to be (Simple Present)</p> <hr/> <p>Demonstrative pronouns (recycling)</p> <hr/> <p>to be (in introduction formulas) Present Continuous / Simple Present (recycling)</p>	<p>Physical appearance</p> <p>Names of countries</p> <p>Nationalities</p> <p>Names & addresses</p> <p>Greetings</p>	<p>Rising and falling intonation in question-tags</p> <hr/> <p>/ɪ/ - /i:/</p>	<p>Listening</p> <div style="border: 1px solid black; width: 30px; height: 30px; margin: 5px auto; text-align: center; line-height: 30px;">O O</div> <hr/> <p>Writing</p> <div style="border: 1px solid black; width: 30px; height: 30px; margin: 5px auto; text-align: center; line-height: 30px;">W</div> <hr/> <p>Reading</p> <div style="border: 1px solid black; width: 30px; height: 30px; margin: 5px auto; text-align: center; line-height: 30px;">R</div> <hr/> <p>Integration of skills</p>
<p>2. A FAMILY TREE</p> <p>L1. What Does She Look Like?</p> <p>page 21</p> <hr/> <p>L2. Kate's Family</p> <p>page 23</p> <hr/> <p>L3. Who's the Tallest?</p> <p>page 26</p> <hr/> <p>L4. Family Data</p> <p>page 29</p>	<p>Expressing possession. Describing people.</p> <hr/> <p>Comparing people. Expressing resemblance.</p> <hr/> <p>Comparing people.</p> <hr/> <p>Expressing possession. Describing people. Comparing people. Expressing resemblance.</p>	<p>Have got Some / any / no (recycling)</p> <hr/> <p>'s Genitive; Comparative & Superlative of short adjectives (recycling)</p> <hr/> <p>Comparative & Superlative of short adjectives</p>	<p>Family relationships</p> <p>Physical descriptions</p>	<p>/e/ - /æ/</p>	<p>Listening</p> <hr/> <p>Reading</p> <hr/> <p>Speaking</p> <div style="border: 1px solid black; width: 30px; height: 30px; margin: 5px auto; text-align: center; line-height: 30px;">S</div> <hr/> <p>Integration of skills</p>

TOPIC	COMMUNICATIVE AREAS	GRAMMAR	VOCABULARY AREAS	PRONUNCIATION	MAIN SKILL
3. SCHOOL					
L1. Mike Has To Work Hard page 30	Talking about routines. Expressing necessity.	Simple Present (recycling) Have to	School subjects School activities		Listening ----- Reading
L2. School Subjects page 33	Asking and talking about school timetables. Asking and talking about favourite subjects.	Comparative & Superlative of long adjectives Irregular adjectives	Timetable Sports articles		----- Writing
L3. School Rules page 35	Asking and talking about rules. Describing feelings about school.	Must - expressing obligation		/ɪ./ - /æ/	----- Integration of skills
L4. Our Ideal School Timetable page 37	Planning an activity. Giving opinions. Giving suggestions. Persuading. Agreeing.				
4. WEEKENDS					
L1. Great Attractions page 38	Inviting people to do things. Giving information. Accepting and refusing politely. Offering people things politely.	Would for invitations: <i>would you like + to + inf.</i> Would for offers: <i>would you like + a noun</i> Would for wishes: <i>would you like to ...?</i>	Advertisements Places to be seen and visited Terms referring to sports		Listening ----- Reading
L2. A Day Out page 40	Asking and saying what people are doing. Asking and saying what you are doing.	Present Continuous (recycling)	Spare time activities		----- Writing
L3. A Weekend At Kate's Grandparents page 43	Asking and saying what you are doing. Asking and saying what people are doing. Asking if you are interrupting. Explaining present activities. Making excuses. Asking for and giving opinions.	Present Continuous (recycling)		/ʌ/ - /ɑ:/	----- Integration of skills
L4. Our Favourite Weekend page 45	Saying what you like doing at weekends. Giving reasons. Giving opinions.				

TOPIC	COMMUNICATIVE AREAS	GRAMMAR	VOCABULARY AREAS	PRONUNCIATION	MAIN SKILL
5. WEATHER					
L1. The Four Seasons page 46	Describing weather. Expressing routines vs. activities in progress.	Simple Present vs. Present Continuous (recycling)	Weather Words describing weather		Listening
L2. Weather Forecast page 48	Describing weather. Expressing likes and dislikes about weather.	Adjective formation: <i>sun - sunny</i> Modal verbs: can, must			Reading
L3. On a Windy Day page 50	Talking about routines. Expressing possibility. Expressing obligation to do something and not to do something.	Simple Present (recycling) Present Continuous (recycling) Modals: can, must		/ ɒ / - / ɔː /	Writing
L4. Plans For a Trip page 53	Saying what you want. Giving opinions Giving reasons Giving suggestions Persuading				Integration of skills
6. PARTIES AND PRESENTS					
L1. Letters From You page 54	Expressing wishes.	<i>would like + inf.</i> Possessives (recycling)	Presents Words referring to Christmas	/ d / - / ð /	Listening
L2. The Best Time Of the Year page 56	Expressing likes and dislikes.	Future with will (recycling)	Words referring to parties		Reading
L3. We Wish You a Merry Christmas page 59	Saying you intend to do something. Giving someone good wishes on a special occasion.	going to + V (recycling)		/ ɒ / - / uː /	Speaking
L4. A Party page 61	Planning an activity. Saying you intend to do something. Giving opinions. Suggesting. Persuading. Agreeing.				Integration of skills

TOPIC	COMMUNICATIVE AREAS	GRAMMAR	VOCABULARY AREAS	PRONUNCIATION	MAIN SKILL
Vocabulary and Grammar Roundup (I) page 62					
7. HOLIDAYS					
L1. Holiday Pictures page 66	Asking and talking about past events. Talking about different types of holidays. Describing things.	To be - Simple Past	Holidays & recreation activities		Listening
L2. A Holiday To Remember page 67	Asking and talking about likes and dislikes. Asking and talking about things you like doing. Describing past events.	Simple Past - Regular verbs Like + V-ing	Describing people & places	V-ed / t /, / d /, / ɪd /	Reading
L3. Holiday Letters page 71	Talking about past events. Describing things. Talking about likes and dislikes.	Simple Past - Regular verbs			Writing
L4. An Ideal Holiday page 73	Talking about types of holiday you like best. Saying what you like doing on holiday. Describing things.				Integration of skills
8. CHOOSE YOUR FRIEND					
L1. My Friend page 74	Describing people.	Compound adjectives: <i>blue-eyed, dark-haired</i>	Physical appearance	/ 3 /	Listening
L2. Man's Best Friend page 76	Expressing likes. Talking about past events and habits.	Simple Past - Irregular verbs used to - to express past habits	Friendship Moral qualities		Reading
L3. Penfriends page 78	Contrasting past to present events.	Simple Past - Regular and Irregular verbs used to	Emotions & feelings Pets	/ ə / - / 3: /	Writing
L4. My Penfriend page 80	Asking for information.				Integration of skills

TOPIC	COMMUNICATIVE AREAS	GRAMMAR	VOCABULARY AREAS	PRONUNCIATION	MAIN SKILL
9. QUIZZES					
L1. The Quiz Show page 81	Asking and talking about general truths.	Simple Present - Wh - questions (recycling)	Quizzes & competitions		Listening
L2. What Did You Choose? page 83	Asking and talking about past events. Asking specific questions about past events.	Simple Past (interrogative) - yes/no questions - Wh - questions	Great navigators Extinct animals	/ ɔ: / - / ɔɪ /	Reading
L3. The Grand Prize page 86	Asking specific questions about past events.	Simple Past (interrogative) - Wh - questions	Names of planets	/ ʃ / - / tʃ /	Speaking
L4. Make a Quiz page 89	Asking and talking about: - general truths - present and past events. Suggesting. Agreeing and disagreeing. Asking if something is correct. Correcting someone. Encouraging.				Integration of skills
Vocabulary and Grammar Roundup (II) page 90					
10. SPORTS AND GAMES					
L1. Which Do You Prefer? page 93	Expressing preferences. Asking for and giving opinions. Agreeing and disagreeing.	<i>Which do you prefer?</i> <i>Do you prefer... or...?</i> <i>What do you think of...?</i> <i>I think it's.../I think so, too.</i> <i>I don't agree.</i>	Sports & games		Listening
L2. The British and Their Sports page 96	Describing sports.	Simple Present (sports verbs)		/ dʒ /	Reading
L3. What Did You Do Last Weekend? page 100	Asking and talking about past events.	Simple Past - Regular and Irregular verbs (affirmative, interrogative, negative)		/ ɔ: / - / ɔʊ /	Writing
L4. A Sports Exhibition page 104	Expressing preferences / likes and dislikes. Asking for and giving opinions. Agreeing and disagreeing. Inviting (Accepting / refusing invitations).				Integration of skills

TOPIC	COMMUNICATIVE AREAS	GRAMMAR	VOCABULARY AREAS	PRONUNCIATION	MAIN SKILL
11. SHOPPING					
L1. In the Sports Shop page 105	Discussing prices	<i>How much are these trainers?</i> <i>How much is this T-shirt?</i>	Shops and shopping	/ s / - / θ /	Listening
L2. Party Treats page 109	Asking and talking about units of food and prices	units of food countable and uncountable nouns: <i>How much is/are...?</i>		/ i: / - / ɪə /	Reading
L3. They Bought Liz a T-shirt page 112	Talking about past events	Simple Past			Writing
L4. Shopping for the Party page 115	Planning an activity Giving opinions Suggesting, persuading, agreeing				Integration of skills
12. FAIRS AND FANCY DRESS PARTIES					
L1. Let's Go on the Big Wheel page 116	Describing places Expressing likes and dislikes		Entertainment		Listening
L2. School's Over page 118	Describing parties Expressing likes and dislikes about parties Making an invitation Giving suggestions	Let's for suggestions: <i>Let 's go!</i>	Carnivals Fairs	/ ɪə / - / eə /	Reading
L3. Come with Us to the Fair in Queen's Park page 122	Giving instructions, directions, advice Expressing suggestions, warnings, surprise Asking /telling someone to do something Offering to do something Making invitations	Imperatives: <i>Cross! - Don't cross!</i>	Signs and notices	/ ŋ /	Writing
L4. A Day Out at the Fair page 125	Saying what you want Offering to do something Asking /telling someone to do something Giving reasons, instructions, advice Expressing suggestions, warnings				Integration of skills
Vocabulary and Grammar Roundup (III) page 126 Pronunciation Key page 129 Grammar Compendium and Practice page 130 List of Irregular Verbs page 139 New Words page 140 Glossary page 147					

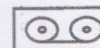
LET'S MEET MIKE, KATE, LIZ AND STEVE



1.a) Listen.



These are
our English friends
MIKE, KATE, LIZ and STEVE.
They are going to help us learn
English in the most pleasant
way. Just give them
a chance!
O.K.?



1.b) Listen and repeat with the correct intonation.

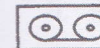
Steve: Learning English isn't difficult, is it?

Kate: No, it isn't. I like English.

Mike: I prefer listening to music. It's fun! By the way, Liz, you're fond of music, too, aren't you?

Liz: Of course, I am. I can also play the piano. I am a genius, aren't I?

Mike: Yes, you are. But you are not very modest, are you?



2. Our English friends are going to ask you some questions.
Listen and give short answers.

a) A: You are a pupil, aren't you?

B: Yes, I am.

b) A: You aren't in class 7A, are you?

B:

c) A: Your classroom is nice, isn't it?

B:

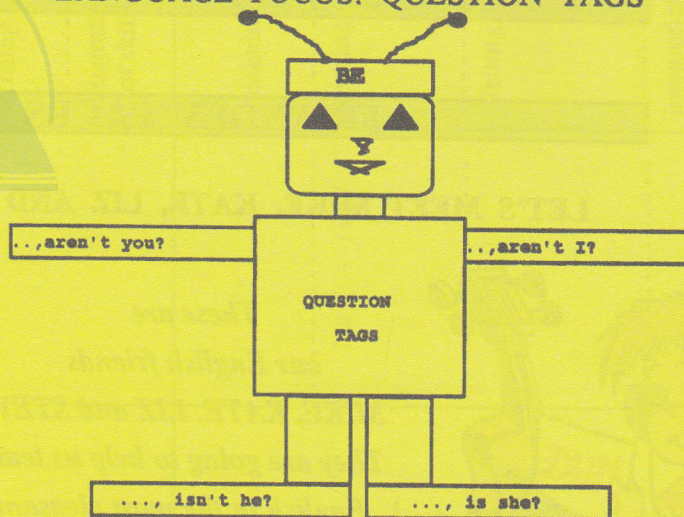
d) A: Music is fun, isn't it?

B:

e) A: You aren't angry with me, are you?

B:

LANGUAGE FOCUS: QUESTION TAGS



We often put question tags at the end of sentences when we speak.

Positive statement , negative tag + / -

+ -

A: English is easy, isn't it?

B: Yes, it is.

+ -

A: I am friendly, aren't I?

B: Yes, you are.

Negative statement , positive tag - / +

- +

A: It isn't difficult, is it?

B: No, it isn't .

- +

A: Mike isn't an actor, is he?

B: No, he isn't.

W

3. Complete these sentences and then check your work with your partner.

- a) It is fun, *isn't it*?
- b) It isn't boring, *is it*?
- c) I am not English,.....?
- d) You are at school,.....?
- e) They are here,.....?
- f) Mike is fond of music,.....?
- g) Mike and Steve aren't Romanian,.....?
- h) He is intelligent,.....?
- i) Kate isn't fat,.....?
- j) I am pretty,.....?

S

4. Look at Mike, Kate, Liz and Steve's pictures. Think of a word to describe each of them. You may choose a word from the list of words for describing people. Ask your teacher like this:

Example: Mike is tall, isn't he?

Steve isn't fat, is he?

WORDS FOR DESCRIBING PEOPLE

pretty, beautiful, attractive, (not very) good-looking,

tall, short, big, small,


fat, thin, slim,

blue-eyed, green-eyed, brown-eyed, black-eyed

LET'S HAVE FUN WITH LAUREL AND HARDY

R

5. Read silently.



TWENTY-SEVEN.

6. Mike, Steve and Liz are acting these dialogues. Listen and repeat after them.

7. Listen to these dialogues again. There are two differences between what you read and what you hear. Can you find them all? Report to the class.

S

8. Work in pairs. Practise Ollie and Stan's roles with your partner. Act out one of these dialogues in front of the class.

Remember ?

LANGUAGE FOCUS

This is your English book.
These are your exercises.



That is the wall.
Those are the pictures.

S

1. Work in pairs. Ask and answer questions about things around you.

Example : A: What is this?
B: This is a pen.

A: What are those?
B: Those are flowers.




2. Listen to what the people in the pictures say and fill in the missing words:

.....man is a bus-driver. He's **British**.

.....men are pilots. They're **French**.

Hello. I'm Dave Porter.
.....36. I'm from London.

Good morning, ladies and gentlemen.
Welcome aboard. We.....Claude and Alain.



.....woman is a nurse. She's **American**.

.....women are singers. They're **Italian**.

Hi. My name is Betty Smith.
I'm 28. I'm Washington DC.

..... everybody. Giulia and Gina are
here to sing for you tonight.



S


3. Work in groups of six. In each group be one person from the group above: one of you is Dave, one is Betty, etc. Looking at the pictures, ask and answer the following questions:

- 1. What is your name ?
- 2. How old are you ?
- 3. Where are you from ?
- 4. What do you do ?
- 5. What nationality are you ?
- 6. Who is your favourite star ?


👁️

4. Listen and complete Steve's form:

Steve is in the sports centre. He wants to join the table tennis club. He is giving Mrs Jackson some personal information.



YOUTH TABLE TENNIS CLUB
Membership card No. 251



First name :

Family name :

Age :

Address :

Phone number :

W

5. Work in groups.

1. Find the following countries on a map: *Romania, Great Britain, U.S.A., France, Spain, Italy, Greece, Germany.*
2. What are their capital cities?
3. What languages do people in these countries speak?
4. What nationalities are they?
5. Ask and answer these questions to complete the table below:

COUNTRY	CAPITAL	NATIONALITY	LANGUAGE
Romania			
		British	
	Washington DC		
	Berlin	German	
France			
	Madrid		Spanish
	Rome		
	Athens	Greek	